

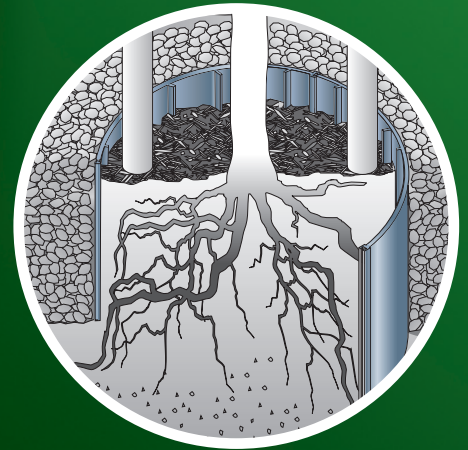
# RP Series

## ROOT BARRIER PANELS



Modular extruded  
root barrier panels

Features built-in  
self-locking  
panel-to-panel  
connection  
and root  
deflecting ribs



Circular Application




Linear Application

# New RP Series Root Barrier Panel

## RP Series Root Barrier Panel

is an extruded High Impact Polyolefin modular root barrier panel, with a one-piece design that includes an integrated interlocking joint. Suitable for all planting installations, the RP Series is available in 12", 18", 24", and 36" depths.

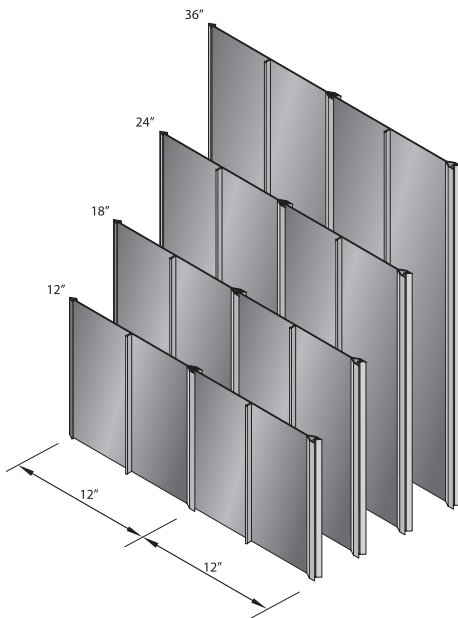
RP Series Root Barrier Panels are the perfect solution for contractors accustomed to using competitive products from Villa Landscape and Century. The RP Series functions the same with greater benefits.



Compare NDS Features and Benefits			
	NDS	Villa	Century
<b>Available Sizes</b>			
12" H x 24" L	✓	✓	✓
18" H x 24" L	✓	✓	✓
24" H x 24" L	✓	✓	✓
36" H x 24" L	✓	✓	✓
<b>Features</b>			
Integral tongue and groove connectors	✓	✓	✓
Root deflecting ribs	✓	✓	✓
UV inhibitors	✓	✓	✓
<b>Applications</b>			
Linear root	✓	✓	✓
Root pruning	✓	✓	✓
Surround	✓	✓	✓
<b>Benefits</b>			
Does not sell direct to contractors	✓	—	—
Competitive pricing	✓	✓	✓

**Specifications:** Product shall be RP Series Root Barrier Panels by NDS. Panels must have integrated interlocking joints. Barriers must be a minimum of .080 inches thick and be made of High Impact Polyolefin. Material must contain U.V. inhibitors to ensure longevity. Barriers must have ½" raised vertical ribs running perpendicular to the panel and be 6" on center.

Part No.	Description	Color	Pkg. Qty.	Weight Ea (lbs.)	Product Class
RP-1250	12"H x 24"L Panel	Black	16	1.20	50EP
RP-1850	18"H x 24"L Panel	Black	16	1.80	50EP
RP-2450	24"H x 24"L Panel	Black	16	2.40	50EP
RP-3650	36"H x 24"L Panel	Black	16	3.60	50EP



## Recommended Installations

- Surround application:** Panels to be placed around root ball, at a sufficient distance to allow proper backfill of materials.
- Linear/root pruning application:** Panels to be placed directly adjacent to the hardscape being protected.

ASTM Specifications RP Series					
Properties	Tensile Strength	Yield Elongation	Flexural Modulus	Notched Izod Impact	Shore Hardness
ASTM Test (Units)	D638 (psi)	D638	D790A (psi)	D256	D785
Values	3,000-4,000	300-500%	100,000-180,000	1.5-6.0 ft-lbs. @ 73° F	62D-67D

**Note:** All dimensions are nominal. All weights are for shipping purposes only. Availability subject to change.

851 N. Harvard Avenue  
Lindsay, CA 93247  
800-726-1994  
nds@ndspro.com



Visit [ndspro.com](http://ndspro.com) for specs, detail drawings, and case studies



**NDS**  
WE PUT WATER IN ITS PLACE